


# CARBON STEEL

## SHEET/PLATE



### COLD ROLLED SHEET (A-1008)

Thickness (gauge): 10, 11, 12, 14, 16, 18, 20, 22, 24  
Width (in.): 36, 48, 60  
Length (in.): 96, 120

### HOT ROLLED SHEET/PLATE

- SHEET (A-1001)  
Thickness (gauge): 10, 11, 12, 14, 16, 18, 20, 22, 24  
Width (in.): 36, 48, 60  
Length (in.): 96, 120
- PLATE (A-36)  
Thickness (in.): 3/16, 1/4, 5/16, 3/8, 1/2, 5/8, 3/4, 1, 1-1/4, 1-1/2, 2  
Width (in.): 48, 60, 72, 96  
Length (in.): 96, 120, 144
- PLATE (A572-50)  
Thickness (in.): 3/8  
Width (in.): 60  
Length (in.): 120

### HOT ROLLED PICKLED & OILED SHEET/PLATE

- SHEET (A-569)  
Thickness (gauge): 11, 12, 14, 16  
Width (in.): 48  
Length (in.): 96
- PLATE (A-786)  
Thickness (in.): 3/16, 1/4, 3/8  
Width (in.): 48, 60  
Length (in.): 96, 120

### DIAMOND FLOOR/TREAD PLATE

- HOT ROLLED TREAD PLATE (A-786)  
Thickness: 12 ga, 14 ga, 1/8", 3/16", 1/4", 3/8", 1/2"  
Width (in.): 48, 60, 72  
Length (in.): 96, 120, 144
- GALVANIZED TREAD PLATE  
Thickness (in.): 1/4  
Width (in.): 48  
Length (in.): 96

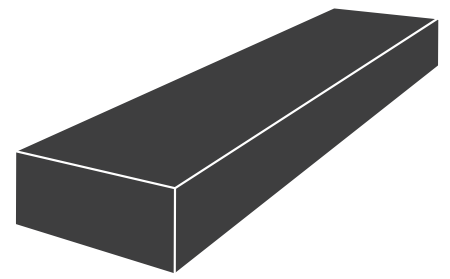
### ABRASION RESISTANT (AR-400)

Thickness (in.): 3/16, 1/4, 3/8, 1/2, 3/4, 1  
Width (in.): 48, 60, 96  
Length (in.): 96, 120, 288

### GALVANIZED SHEET/PLATE

- A-653 SHEET  
Thickness (gauge): 10, 11, 12, 14, 16, 18, 20, 22, 24  
Width (in.): 48, 60  
Length (in.): 96, 120
- PLATE  
Thickness (in.): 1/4  
Width (in.): 48  
Length (in.): 96

## FLAT BAR/STRIPS



### COLD FINISHED FLAT BAR (C-1018)

Thickness (in.): 1/8, 3/16, 1/4, 3/8, 1/2, 5/8, 3/4, 1, 1-1/4, 1-1/2, 2  
Width (in.): 3/8, 1/2, 5/8, 3/4, 1, 1-1/4, 1-1/2, 2, 2-1/4, 2-1/2, 3, 3-1/2, 4, 5, 6, 8, 12  
Length (ft.): 12

### HOT ROLLED FLAT BAR/STRIP

- FLAT BAR (A-36)  
Thickness (in.): 1/4, 5/16, 3/8, 1/2, 5/8, 3/4, 1, 1-1/4, 1-1/2, 2  
Width (in.): 1/2, 3/4, 1, 1-1/4, 1-1/2, 1-3/4, 2, 2-1/4, 2-1/2, 3, 3-1/2, 4, 4-1/2, 5, 5-1/2, 6, 7, 8, 9, 10, 11, 12  
Length (ft.): 20
- STRIPS (A-36)  
Thickness (in.): 1/8, 3/16  
Width (in.): 1/2, 3/4, 1, 1-1/4, 1-1/2, 2, 2-1/2, 3, 3-1/2, 4, 5, 6  
Length (ft.): 10, 20


### GALVANIZED FLAT BAR

Thickness (in.): 3/16, 1/4, 3/8, 1/2  
Width (in.): 1, 1-1/4, 1-1/2, 2, 3, 4, 5, 6, 8, 12  
Length (ft.): 20

### ABRASIVE RESISTANT FLAT BAR

Thickness (in.): 1/4, 3/8, 1/2, 3/4, 1  
Width (in.): 2, 3, 4, 6, 8  
Length (ft.): 20

## WIDE FLANGE BEAM




### HOT ROLLED WIDE FLANGE BEAM (A-992)

Section: W4, W5, W6, W8, W10, W12, W14, W16, W18  
Est Weight (#): 9 - 49  
Length (ft.): 20, 25, 30, 40, 50

### GALVANIZED WIDE FLANGE BEAM

Section: W4, W6  
Est Weight (#): 9, 12, 13, 15  
Length (ft.): 20


## STANDARD I BEAM



### HOT ROLLED STANDARD I BEAM (A-36)

Section: S3, S4, S5, S6, S8  
Est Weight (#): 5.7, 7.7, 10, 12.5, 17.25, 18.4  
Length (ft.): 20, 40

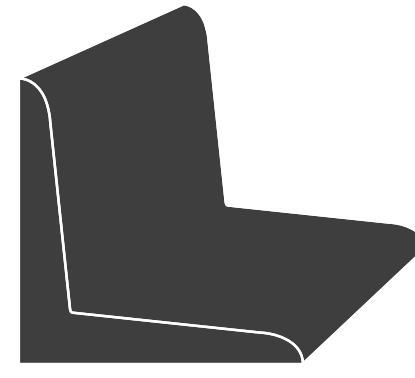
## REBAR



### REINFORCING BAR

- A-615  
Size: #3, #4, #5, #6, #7, #8  
Diameter (in.): 3/8, 1/2, 5/8, 3/4, 7/8, 1  
Length (ft.): 20, 40

## ANGLE



### HOT ROLLED BAR ANGLE (A-36)

Leg Length A (in.): 1/2, 3/4, 1, 1-1/4, 1-1/2, 1-3/4, 2, 2-1/2  
Leg Length B (in.): 1/2, 3/4, 1, 1-1/4, 1-1/2, 1-3/4, 2, 2-1/2  
Thickness (in.): 1/8, 3/16, 1/4, 5/16, 3/8  
Overall Length (ft.): 20

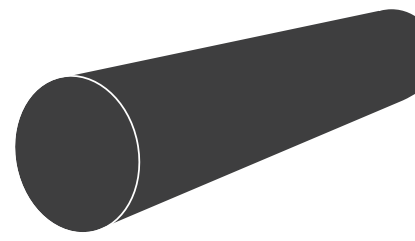
### HOT ROLLED STRUCTURAL ANGLE (A-36)

Leg Length A (in.): 3, 3-1/2, 4, 5, 6, 7, 8  
Leg Length B (in.): 2, 2-1/2, 3, 3-1/2, 4, 5, 6, 8  
Thickness (in.): 3/16, 1/4, 5/16, 3/8, 1/2  
Overall Length (ft.): 20

### GALVANIZED STEEL ANGLE

Leg Length A (in.): 1, 1-1/4, 1-1/2, 2, 2-1/2, 3, 3-1/2, 4, 5, 6, 7  
Leg Length B (in.): 1, 1-1/4, 1-1/2, 2, 2-1/2, 3, 3-1/2, 4, 5, 6  
Thickness (in.): 1/8, 3/16, 1/4, 5/16, 3/8  
Overall Length (ft.): 20

## ROUND



### COLD FINISHED ROUND (C-1018)

Diameter (in.): 1/8 - 4 in 1/16 increments, 5  
Length (ft.): 12, 20

### COLD FINISHED FREE MACHINING ROUNDS (12L14)

Diameter (in.): 1/4, 3/8, 1/2, 3/4, 1, 1-1/2, 2  
Length (ft.): 12

### HOT ROLLED ROUND (A-36)

Diameter (in.): 1/4, 5/16, 3/8, 7/16, 1/2, 5/8, 3/4, 7/8, 1, 1-1/8, 1-1/4, 1-1/2, 1-3/4, 2, 2-1/2, 3  
Length (ft.): 20

### GALVANIZED ROUND

Diameter (in.): 3/8, 1/2, 3/4  
Length (ft.): 20

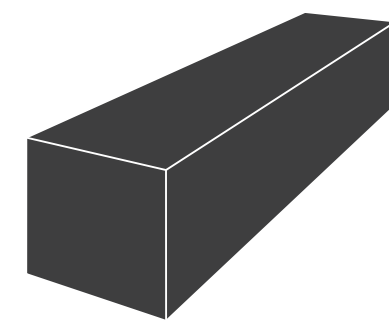
### ALLOY STEEL ROUND, COLD DRAWN (C-4140)

Diameter (in.): 1, 1-1/4, 1-3/4, 2  
Length (ft.): 12

### TURNED, GROUND & POLISHED ROUND (C-1045)

Diameter (in.): 1/2, 3/4, 1, 1-3/16, 1-1/4, 1-7/16, 1-1/2, 1-3/4, 1-15/16, 2, 2-3/16, 2-1/4, 2-7/16, 2-15/16, 3-7/16, 3-15/16  
Length (ft.): 12, 24

## SQUARE



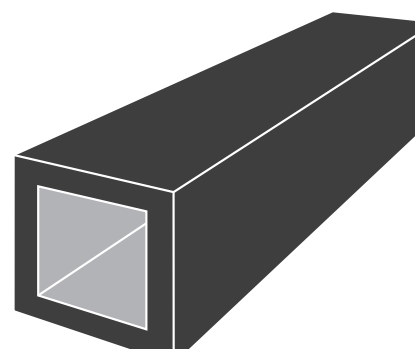
### COLD FINISHED SQUARE (C-1018)

Width (in.): 1/8, 3/16, 1/4, 5/16, 3/8, 7/16, 1/2, 5/8, 3/4, 7/8, 1, 1-1/4, 1-3/8, 1-1/2, 1-3/4, 2, 2-1/2, 3  
Length (ft.): 12

### HOT ROLLED SQUARE (A-36)

Width (in.): 3/8, 1/2, 5/8, 3/4, 1, 1-1/4, 1-1/2, 2, 2-1/2  
Length (ft.): 20

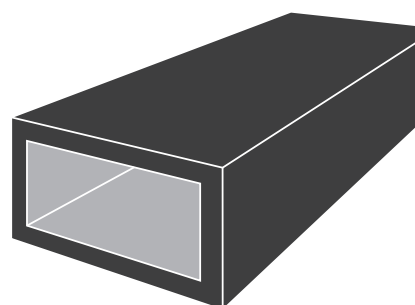
## SQUARE TUBING



### SQUARE TUBING

- A-500  
Width (in.): 1, 1-1/2, 2, 2-1/2, 3, 3-1/2, 4, 4-1/2, 5, 6, 8  
Thickness: 11 ga, 1/8", 3/16", 1/4", 3/8", 1/2", 5/16"  
Length (ft.): 20, 24, 40
- A-513  
Width (in.): 5/8, 3/4, 1, 1-1/4, 1-1/2, 1-3/4, 2, 3  
Thickness (gauge): 11, 14, 16  
Length (ft.): 20, 24

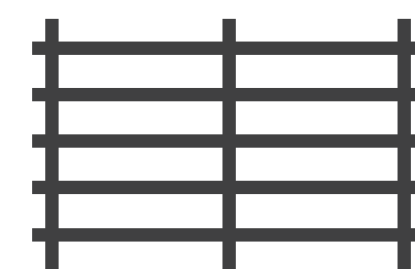
## RECTANGULAR TUBING



### RECTANGULAR TUBING

- A-500  
Height (in.): 1, 1-1/2, 2, 3, 4, 6  
Width (in.): 2, 2-1/2, 3, 4, 5, 6, 8, 10  
Thickness: 11 ga, 1/8", 3/16", 1/4", 3/8", 1/2"  
Length (ft.): 20
- A-513  
Height (in.): 1/2, 1, 1-1/4, 1-1/2, 2, 3  
Width (in.): 1, 1-1/2, 2, 2-1/2, 3, 4  
Thickness (gauge): 11, 14, 16  
Length (ft.): 20

## BAR GRATING



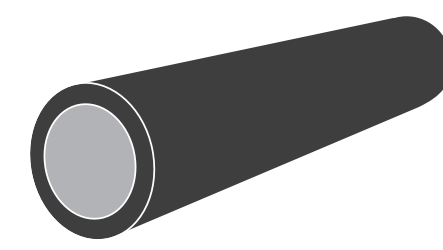
### BLACK BAR GRATING

- SERRATED  
Bearing Bar (in.): 1x3/16, 1-1/4x3/16  
Width (ft.): 3  
Length (ft.): 20
- NON-SERRATED  
Bearing Bar (in.): 1x1/8, 1x3/16, 1-1/4x3/16, 1-1/3x3/16  
Width (ft.): 2, 3  
Length (ft.): 20

### GALVANIZED BAR GRATING

- SERRATED  
Bearing Bar (in.): 1x3/16, 1-1/4x3/16, 1-1/2x3/16  
Width (ft.): 3  
Length (ft.): 20
- NON-SERRATED  
Bearing Bar (in.): 1x1/8, 1x3/16, 1-1/4x3/16, 1-1/3x3/16  
Width (ft.): 2, 3  
Length (ft.): 20

## PIPE/ROUND TUBING



### BLACK PIPE/BOLLARDS, UNTESTED

- PIPE. SCHEDULE 10, A-500  
Diameter (in.): 1-1/4, 1-1/2, 2  
Length (ft.): 21
- PIPE. SCHEDULE 40, A-500  
Diameter (in.): 1/2, 3/4, 2, 2-1/2, 3, 3-1/2, 4, 5, 6, 8, 10, 12  
Length (ft.): 21
- PIPE. SCHEDULE 40, IRREGULAR  
Diameter (in.): 1/2, 2, 2-1/2, 3, 3-1/2, 4, 5, 6, 8  
Approx Length (ft.): 20
- BOLLARDS. SCHEDULE 40, A-500  
Diameter (in.): 4, 6  
Length (ft.): 7
- BOLLARDS. SCHEDULE 40, PRIMED  
Diameter (in.): 4, 6  
Length (ft.): 7

### BLACK PIPE, PLAIN END

- SCHEDULE 40, A-53  
Diameter (in.): 1/4 - 8  
Length (ft.): 21
- SCHEDULE 80, A-53  
Diameter (in.): 3/4, 1, 1-1/4, 2, 4, 6  
Length (ft.): 21

### BLACK PIPE, SEAMLESS

- SCHEDULE 80, A-106  
Diameter (in.): 1/2, 3/4, 1-1/2, 2  
Length (ft.): 21

### BLACK PIPE, THREADED & COUPLED

- SCHEDULE 40, A-53  
Diameter (in.): 1/4 - 8  
Length (ft.): 21

### GALVANIZED PIPE, UNTESTED

- SCHEDULE 40  
Diameter (in.): 3/4, 1, 1-1/4, 1-1/2, 2, 2-1/2, 3, 4, 6  
Length (ft.): 21

### GALVANIZED PIPE, THREADED & COUPLED

- SCHEDULE 40, A-53  
Diameter (in.): 1/2, 3/4, 1, 1-1/4, 1-1/2, 2, 2-1/2, 3, 4  
Length (ft.): 21


### GALVANIZED TUBING

Diameter (in.): 1-1/2, 2, 3, 4  
Thickness: .120, .188, .25  
Length (ft.): 24

### WELDED TUBING (A-513)

Diameter (in.): 1, 1.5  
Thickness: .065, .120  
Length (ft.): 20, 24

## CHANNEL




### HOT ROLLED CHANNEL

- LESS THAN 3" (A-36)  
Base Width (in.): 1, 1-1/4, 1-1/2, 2, 2-1/2  
Leg Length (in.): 1/2, 5/8, 3/4, 1  
Thickness (in.): 1/8, 3/16  
Overall Length (ft.): 20
- MORE THAN 3" (A-36)  
Base Width (in.): 3, 4, 5, 6, 7, 8, 9, 10, 12, 15  
Est Weight (#): 4.1, 5, 5.4, 6, 6.7, 7.25, 8.2, 9, 9.8, 10.5, 11.5, 12.25, 13, 13.4, 13.75, 15.3, 18.75, 20, 20.7, 25, 30, 33.9  
Length (ft.): 20, 40
- A529-50  
Base Width (in.): 3  
Est Weight (#): 3.5  
Length (ft.): 20

### GALVANIZED CHANNEL

Base Width (in.): 3, 4, 5, 6, 8, 10  
Est Weight (#): 4.1, 5.4, 6.7, 7.25, 8.2, 10.5, 11.5, 15.3  
Length (ft.): 20

## EXPANDED METAL



### SHEETS/GRATING (EMMA 557-99)

- GRATING  
Style: 3#, 4#
- SHEETS - FLAT  
Opening (in.): 1/4, 1/2, 3/4, 1-1/2  
Thickness: #9, #13, #16, #18  
Width (in.): 48, 60, 72  
Length (in.): 96, 120, 144
- SHEETS - RAISED  
Opening (in.): 1/2, 3/4, 1-1/2  
Thickness: #6, #9, #16  
Width (in.): 48, 60  
Length (in.): 96, 120

### GALVANIZED

- SHEET - FLAT  
Opening (in.): 3/4  
Thickness: #9  
Width (in.): 48  
Length (in.): 96