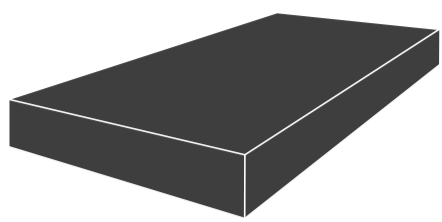


# STAINLESS STEEL

## SHEET/PLATE



### SHEET/PLATE

- SHEET (T304)  
Thickness (gauge): 20, 22, 24, 26  
Width (in.): 48  
Length (in.): 96, 120
- SHEET (T304L)  
Thickness (gauge): 10, 11, 12, 14, 16, 18  
Width (in.): 48, 60  
Length (in.): 96, 120
- SHEET (T316L)  
Thickness (gauge): 11, 14, 16, 18  
Width (in.): 48  
Length (in.): 96, 120
- PLATE (T304L)  
Thickness (in.): 3/16, 1/4, 3/8, 1/2  
Width (in.): 48, 60  
Length (in.): 96, 120
- PLATE (T316L)  
Thickness (in.): 3/16, 1/4, 3/8  
Width (in.): 48  
Length (in.): 96

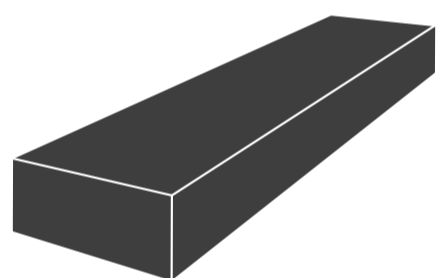
### POLISHED SHEET

- T304L SERIES  
Thickness (gauge): 12, 14, 16, 18, 20, 22, 24  
Width (in.): 48, 60  
Length (in.): 96, 120

### DIAMOND PLATE

- T304 SERIES  
Thickness (in.): 3/16, 1/4  
Width (in.): 48  
Length (in.): 96

## FLAT BAR



### FLAT BAR

- T304 SERIES  
Thickness (in.): 1/8, 3/16, 1/4, 3/8, 1/2, 3/4, 1  
Width (in.): 1/2, 3/4, 1, 1-1/2, 1-1/4, 2, 2-1/2, 3, 4, 5, 6, 8, 10, 12  
Length (ft.): 12
- T316 SERIES  
Thickness (in.): 1/8, 3/16, 1/4, 3/8, 1/2  
Width (in.): 1, 1-1/2, 2, 3, 4, 6  
Length (ft.): 12

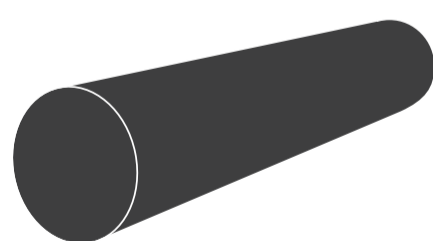
## ANGLE



### ANGLE

- T304 SERIES  
Leg Length A (in.): 3/4, 1, 1-1/4, 1-1/2, 2, 2-1/2, 3, 4  
Leg Length B (in.): 3/4, 1, 1-1/4, 1-1/2, 2, 2-1/2, 3, 4  
Thickness (in.): 1/8, 3/16, 1/4, 3/8  
Overall Length (ft.): 21

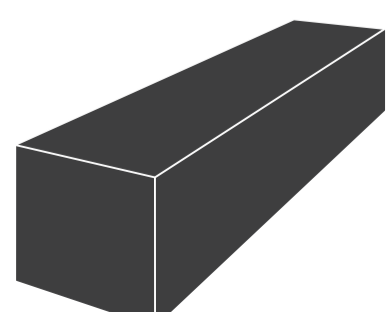
## ROUND



### ROUND BAR

- T304L SERIES  
Diameter (in.): 1/8, 3/16, 1/4, 5/16, 3/8, 7/16, 1/2, 5/8, 3/4, 7/8, 1, 1-1/8, 1-1/4, 1-1/2, 1-3/4, 2  
Length (ft.): 12
- T316L SERIES  
Diameter (in.): 3/16, 1/4, 5/16, 3/8, 1/2, 5/8, 3/4, 1, 1-1/4, 1-1/2  
Length (ft.): 12

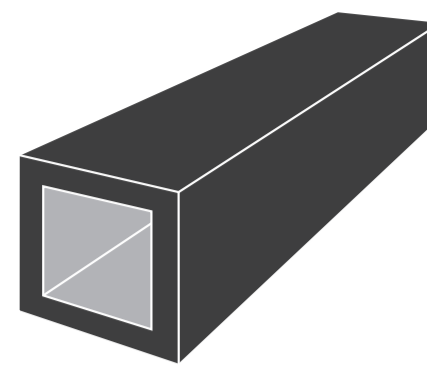
## SQUARE



### SQUARE BAR

- T304L SERIES  
Width (in.): 3/16, 1/4, 3/8, 1/2, 3/4, 1, 1-1/2  
Length (ft.): 12

## SQUARE TUBING



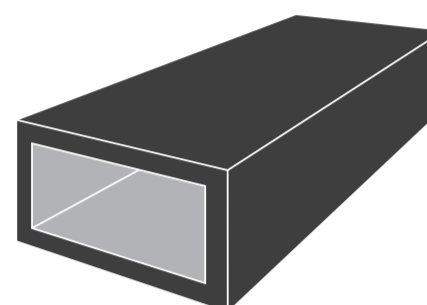
### SQUARE TUBING

- T304 SERIES  
Width (in.): 3/4, 1, 1-1/4, 1-1/2, 2, 2-1/2, 3, 4  
Thickness (in.): .065, .083, .120, .125, .180, .250  
Length (ft.): 20

### POLISHED SQUARE TUBING

- T304 SERIES  
Width (in.): 1, 1-1/2, 2,  
Thickness (in.): .065, .120  
Length (ft.): 20

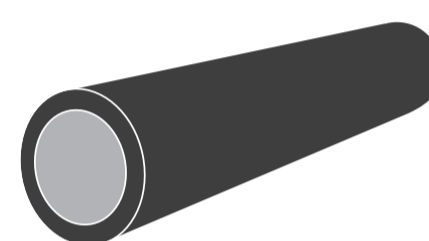
## RECTANGULAR TUBING



### RECTANGULAR TUBING

- T304 SERIES  
Height (in.): 1, 2  
Width (in.): 2, 3, 4  
Thickness: .120, .180, .250  
Length (ft.): 20

## PIPE/ROUND TUBING



### PIPE, PLAIN END

- SCHEDULE 10, T304 SERIES  
Diameter (in.): 2, 3, 4, 6  
Length (ft.): 20
- SCHEDULE 40, T304L SERIES  
Diameter (in.): 1/2, 1-1/4, 2-1/2, 3, 4, 6  
Length (ft.): 20
- SCHEDULE 40, T316 SERIES  
Diameter (in.): 1, 1-1/2  
Length (ft.): 20
- SCHEDULE 80, T304L SERIES  
Diameter (in.): 1/2, 1, 1-1/4, 1-1/2, 2  
Length (ft.): 20


## CHANNEL



### CHANNEL

- T304 SERIES  
Base Width (in.): 3, 4, 6  
Leg Length (in.): 1.5, 1.58, 1.92, 2  
Wall Thickness (in.): 0.18, 0.2, 0.25  
Overall Length (ft.): 20

## EXPANDED METAL



### SHEETS/GRATING

- SHEETS - FLAT, T304 SERIES  
Opening (in.): 1/4, 1/2, 3/4, 1-1/2  
Thickness: #9, #13, #16, #18  
Width (in.): 48  
Length (in.): 96
- SHEETS - RAISED, T304 SERIES  
Opening (in.): 3/4  
Thickness: #9  
Width (in.): 48  
Length (in.): 96